

RESIDENT COLOUR CHOICE FORM

NAME.....

ADDRESS.....

TEL.....

KITCHEN

KITCHEN UNITS




Maple Walnut Beech Green Alder

Tyrone Range



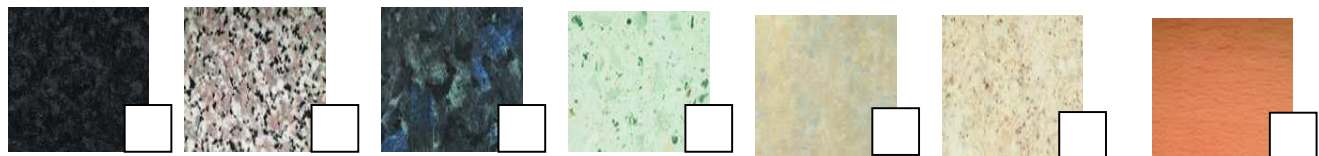
Maple Beech Walnut Cream

HANDLES



Dimple Bow T Bar Taper D Handle Escutcheon

WORKTOPS



Brazil Granite Vernini Blue Mint Oregano Fawn Blush Beech

WALL TILES



Barley Cream Satin Sky Blue Pale Blue Pale Aqua Dove Grey Diamond White

FLOORING

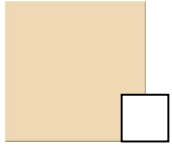


Border Grey Lomond Grey Dover Grey Lakeland Blue Romney Green Cotswold Green Durham Fawn Brecon Beige

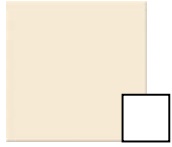
DECORATION.....

BATHROOM

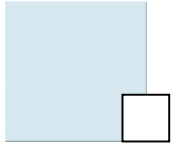
WALL TILES



Barley



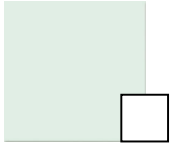
Cream Satin



Sky Blue



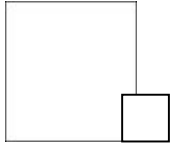
Pale Blue



Pale Aqua




Dove Grey




Diamond White


FLOORING




Artic Blue



Ash Grey



Alpine Green

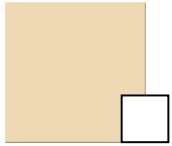


Elmwood

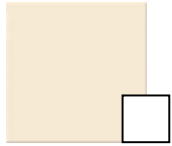
DECORATION.....

SEPARATE WC / CLOAKROOM

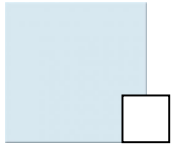
WALL TILES



Barley



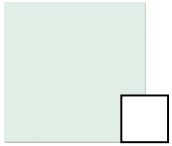
Cream Satin



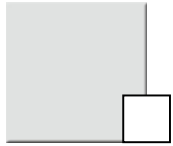
Sky Blue



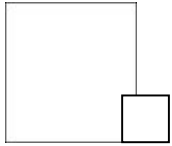
Pale Blue



Pale Aqua




Dove Grey




Diamond White


FLOORING




Artic Blue



Ash Grey



Alpine Green



Elmwood

DECORATION.....

I have read the above and confirm these are the colours I have chosen.

Signed.....Date.....

Note: These colours have been reproduced. The actual colours may differ slightly to those shown above